
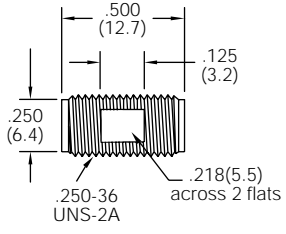

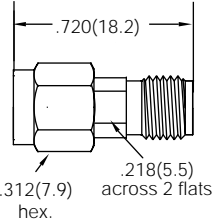

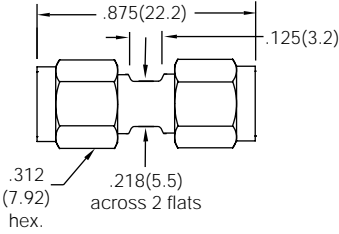

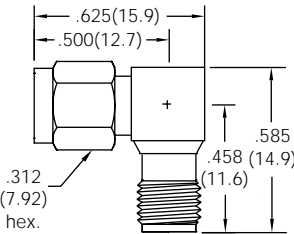


<p>Fig. 1</p> <p>DC-18 GHz 1.14 VSWR max.</p>   <p>SMA Straight Adapter, Jack-Jack 901-9217 Gold Plated 901-9217-SF Passivated Finish</p>	<p>Fig. 2</p> <p>DC-18 GHz 1.14 VSWR max.</p>   <p>SMA Straight Adapter, Plug-Jack 901-9216 Gold Plated 901-9216-SF Passivated Finish</p>
<p>Fig. 3</p> <p>DC-18 GHz 1.14 VSWR max.</p>   <p>SMA Straight Adapter, Plug-Plug 901-9218 Gold Plated 901-9218-SF Passivated Finish</p>	<p>Fig. 4</p> <p>DC-18 GHz 1.23 VSWR max.</p>   <p>SMA Angle Adapter, Plug-Jack 901-125-11 Gold Plated 901-125-11SF (M55339/02-30001) Passivated</p>

SMA IN-SERIES ADAPTERS

Description	Plt.	Ins	Notes	Mil. No. M55339/	Amphenol Number	Fig.
Straight Jack-Jack	P9	D1	DC-18GHz Max. VSWR 1.14 Captive Contact	—	901-9217	1
	P12			—	901-9217-SF	
Straight Plug-Jack	P9	D1	DC-18GHz Max. VSWR 1.14 Captive Contact	—	901-9216	2
	P12			—	901-9216-SF	
Straight Plug-Plug	P10	D1	DC-18GHz Max. VSWR 1.14 Captive Contact	—	901-9218	3
	P12			—	901-9218-SF	
Angle Plug-Jack	P13	D1	DC-18GHz Max. VSWR 1.23 Captive Contact	—	901-125-11	4
	P13			02-30001	901-125-11SF	